

THE PRODIGY

Luca Stricagnoli

WHAT'S NEEDED:

- 2 regular steel string guitars (I use Serracini guitars)
- 1 keyboard stand
- 1 regular Capo (I use a Jim Dunlop Trigger Capo)
- 1 metal plate as the one shown in the video (pick your favourite sounding metal)
- Some Gaffer Tape that doesn't leave glue on the instrument
- Guitar strings: 0.26 x 1, 0.17 x 2, 0.13 x 3
- 1 Glockenspiel
- 1 Stand for the Glockenspiel

PREPARATION:

Let's start with some terminology. One of the two regular guitars, let's say the first one, will be called Standard Guitar and doesn't require any preparation besides from tuning it in CGCGCD#. After tuning it, take it and put it aside.

The second one, though, needs to be turned into a so called (by me) Soprano Guitar. The characteristic of a Soprano Guitar is that it has high pitched strings tuned in scale on it and it's meant to be played just with the right hand. Right now, your second guitar is still a regular guitar, so we need to change a few things.

- 1- Remove all the strings from the guitar
- 2- Put on the new strings mentioned above to have the following tuning and gauge:
6th string= F3 (0.26), 5th string= A3 (0.17), 4th string= Bb3 (0.17),
3rd string= C4 (0.13), 2nd string= D4 (0.13), 1st string= Eb4 (0.13)
- 3- Place the guitar on the keyboard stand and fix it using the Gaffer Tape
- 4- Fix the metal plate as shown in the video using the Gaffer Tape

Your second guitar is now a Soprano Guitar. Place a regular capo on the 3rd fret.

Finally, position the Glockenspiel on the stand and place its mallets close to it, ready to be picked. You are now ready to play the piece.

READING THE PERCUSSIONS IN THE TAB

W= wrist

i= right hand index finger

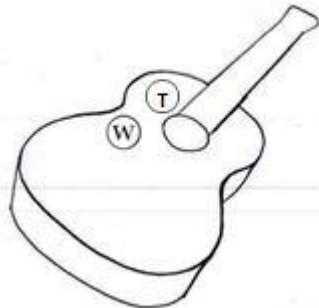
T= right hand thumb, using the nail

m = left hand middle finger

Measure 10



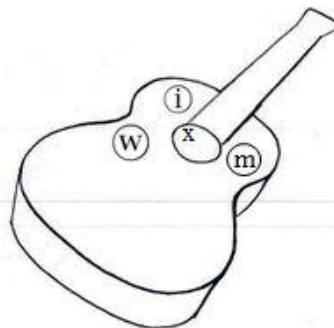
W T W T



Measure 21



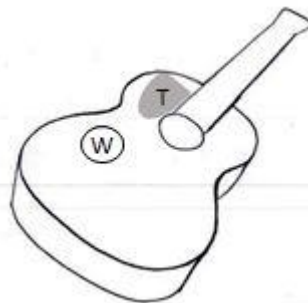
W i W i W m i W



Measure 60



W T W



FINAL NOTE

In case you have any concern, don't hesitate to write me a message on my Website, on my Facebook or on my Instagram page.

Have fun learning my arrangement and thanks for buying the tabs.

Luca Stricagnoli