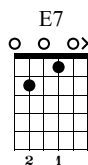
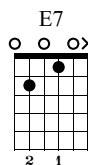
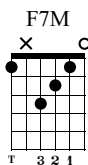
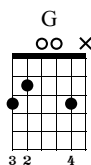
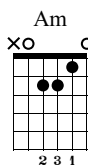


月夜

Yuki Matsui
Passage of Time

Standard tuning

Intro



Capo fret 3

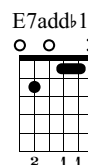
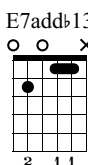
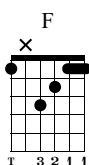
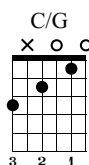
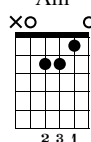
mf

mp

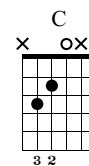
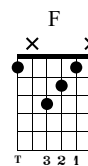
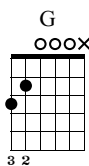
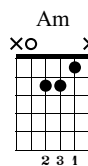
S-Gt

Musical notation for the Intro section, measures 1-5. The staff shows a melody line with a capo at fret 3. The guitar part is shown below the staff with fret numbers. The first measure has a melody starting on G4 and a guitar part with frets 2, 0, 2, 1. The second measure has a melody starting on A4 and a guitar part with frets 3, 1, 3, 0. The third measure has a melody starting on B4 and a guitar part with frets 0, 2, 3, 1. The fourth measure has a melody starting on C5 and a guitar part with frets 1, 2, 1, 0. The fifth measure has a melody starting on D5 and a guitar part with frets 0, 1, 0, 2. The section ends with a double bar line and a repeat sign.

[A]



Musical notation for the first section, measures 6-10. The staff shows a melody line with a capo at fret 3. The guitar part is shown below the staff with fret numbers. The sixth measure has a melody starting on G4 and a guitar part with frets 0, 2, 1, 0. The seventh measure has a melody starting on A4 and a guitar part with frets (1), 0, 2, 0. The eighth measure has a melody starting on B4 and a guitar part with frets 1, 0, 3, 1. The ninth measure has a melody starting on C5 and a guitar part with frets 1, 1, 0, 1. The tenth measure has a melody starting on D5 and a guitar part with frets 1, 1, 0, 2. The section ends with a double bar line and a repeat sign.



Musical notation for the second section, measures 11-14. The staff shows a melody line with a capo at fret 3. The guitar part is shown below the staff with fret numbers. The eleventh measure has a melody starting on G4 and a guitar part with frets 1, 0, 2, 0. The twelfth measure has a melody starting on A4 and a guitar part with frets 0, 0, 2, 0. The thirteenth measure has a melody starting on B4 and a guitar part with frets 2, 0, 3, 3. The fourteenth measure has a melody starting on C5 and a guitar part with frets 0, 2, 2, 0. The section ends with a double bar line and a repeat sign.

Am G F E7

15 16 17 18

TAB

1 0 2 2 0 2 0 2 1 0 3 0

Dm7 E7 Am Am

19 20 21 22

TAB

1 1 0 3 3 1 3 1 1 2 2 1 (1) 2 3 0

Dm7 E7 Am A7

23 24 25 26

TAB

1 1 0 3 4 0 0 3 1 2 2 1 2 3 0

Dm7 E7 Am Gb°

27 28 29 30

TAB

1 1 0 3 3 1 3 0 1 2 2 2 1

Chord diagrams for measures 48-51:

- Measure 48: Dm7 (XXO, 2 1 1)
- Measure 49: E7 (O O X, 2 1 4)
- Measure 50: Am (XO O, 2 3 1)
- Measure 51: Am (XO O, 2 3 1)

Musical notation for measures 48-51, including guitar tablature (T, A, B) and fret numbers.

Chord diagrams for measures 52-55:

- Measure 52: Dm7 (XXO, 2 1 1)
- Measure 53: E7 (OXO O, 1 4)
- Measure 54: Am (XO O, 2 3 1)
- Measure 55: A7 (XO O O, 2 3)

Musical notation for measures 52-55, including guitar tablature (T, A, B) and fret numbers.

Chord diagrams for measures 56-59:

- Measure 56: Dm7 (XXO, 2 1 1)
- Measure 57: E7 (O O X, 2 1 4)
- Measure 58: Am (XOX O, 2 1)
- Measure 59: G^b° (X X X, 1 2 3 1)

Musical notation for measures 56-59, including guitar tablature (T, A, B) and fret numbers.

F
X X
T 3 2 1

F7M
X O
T 3 2 1

E7sus4
O X O O
2

60 *H*

61 *H*

62

TAB

E7sus4
O X O O
2

C7M/E
O X X
5 1 1 4

63 *P*

64

65 *sl.*

TAB

chorus
aqui

Amadd9
X O
5 3 1 1 4

G
O O O
3 2 4

Em
O X O O
2 4

66 *P*

67

68

69

TAB

1.

Dm7 E7 Am Am

70 71 72 73

sl. p

1 (1) 2 0 1 3 3 1 3 0 0 1 3 1 1 0 7 8

0 2 1 0 2 0 1 2 0

0 0 0 0

2.

D5 Em F7M Gb°

74 75 76 77

2 p. p. p. 1# p.

2 0 1 0 1 3 1 3 0 3 0 1

0 0 0 0 2 2 3 2

0 0 1 2

E7sus4 E7sus4 E E

78 79 80 81

p p p

0 0 0 0 0 1 0 3 1 0

0 2 0 2 0 2 1 2 0 0

0 0 0 0

Am G F7M E7

1.

82 83 84 85

TAB

2.

F7M F7M E7

86 87 88

TAB

P P H P

89 90 91 92

TAB

Am

93

TAB