


alice+スーパー・ノヴァ+グレゴリオ+girlfriend

♩ = 120

Am7



A fretboard diagram for a guitar. The fretboard is a 6x5 grid (6 strings, 5 frets). The notes are: 1st string (E), 2nd string (D), 3rd string (C), 4th string (B), 5th string (A), 6th string (G). The notes are represented by black dots on the strings. The 1st string has a dot on the 2nd fret. The 2nd string has a dot on the 1st fret. The 3rd string has a dot on the 1st fret. The 4th string has a dot on the 2nd fret. The 5th string has a dot on the 1st fret. The 6th string has a dot on the 1st fret.

5

let ring

let ring

let ring

let ring

T 1 1 0 3 5 1 1 2 1 0 3 1

A 0 2 (0) 3 (3) 0 3 (0) 0

B 0 2 (0) 3 (3) 0 3 (0) 3 (3)

9

let ring

0 1 0 3 5 1 1 2 1 0 3 1

T

A

B

0 2 (0) 3 (3) 0 3 (0) 0 (3)

13

let ring

let ring


let ring

TAB

1 1 0 3 3 8 8 5 4 3 1

0 2 (0) 3 7 0 3 (3)

17



let ring

let ring

let ring

let ring

T 1 1 1 0

A 2

B 0

T 3 3 5 1

A 0

B 3 (3)

T 1 2 1 0

A 3


B 3 3

T 0 1 3 1

A 0

B 3 (3)

21



let ring

let ring

let ring

let ring

T 1 1 0 3

A 2

B 0 (0)

T 3 5 1 1

A 0

B 3 (3)

T 1 2 1 0

A 3


B 0 (0)

T 0 3 1 1

A 0

B 3 (3)

25



let ring

let ring

let ring

let ring

T 0 1 0 3

A 2

B 0 (0)

T 3 5 1 1

A 0

B 3 (3)

T 1 2 1 0

A 3


B 0 (0)

T 0 1 3 1

A 0

B 3 (3)

29



let ring

let ring

let ring

let ring

T 1 1 0 3

A 2

B 0 (0)

T 3 3 8 8

A 7

B 3 5

T 4 3 1 4

A 0

B 3 (3)

Fadd9




C



G



33



let ring

let ring

let ring

let ring

T 1 0 1 3

A 2

B 0

T 1 2 1 3

A 2

B 3 (3)

T 3 0 1 3

A 0

B 3 2 (3)

T 3 3 1 3

A 0

B 3 (3)

Am7



37

let ring

let ring

let ring

let ring

let ring

TAB

0 1 0 1 3 1 1 1 3 3 2 0 1 3 1 0 1

0 2 (0) 3 2 (3) 3 2 0 (3) 3 (3) 0

41

let ring

let ring

let ring

let ring

TAB

(1) 0 1 3 1 1 1 3 3 2 0 1 3 3 1 3

2 3 2 (3) 3 2 0 (3) 3 (3)

45

let ring

let ring

let ring

TAB

0 1 0 3 3 8 8 4 3 1

0 0 3 7 5 0 (3)

49

let ring

let ring

let ring

TAB

1 0 0 0 0 0 0 0

0 3 0 1 3 3 3

53

let ring

let ring

let ring

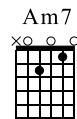
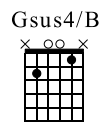
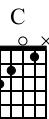
let ring

TAB

0 0 0 0 0 0 0 0

3 5 3 0 3 1 3 3

スーパー・ノヴァ



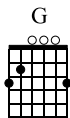
57

let ring

let ring

let ring

T	0	1	1	1	1	1	3	3	3	1	0
A	(0)	0					0	0	1		
B		3		(2)		2	0	(2)		0	(2)



61

let ring

let ring

let ring

let ring

T	0	3	3	3	5	3	3	1	0	1
A	0	0					0	0		
B	3	(2)		(2)		2	0	(2)	0	(2)

65

let ring

let ring

let ring

let ring

T	0	1	1	1	1	1	3	3	3	1	0
A	0	0					0	0			
B	3	(2)		(2)		2	0	(2)		0	(2)

69

let ring

let ring

let ring

let ring

T	0	3	3	3	5	3	3	1	1	0	3	1	0	1
A	0	0					0	0						
B	3	(2)		(3)		2	0	(2)		0	0	(2)		

73

let ring

let ring

let ring

let ring

T	3	3	5	3	1	3	1	0	0	0	3	5	3	1
A	0	0				0					0			
B	3	(2)		(3)		2		2		0	0	(0)		

E7/B



91

let ring

let ring

TAB

3 3 1 0 0 0 0 (0) 0 1 3

2 0 1 0 0 0 0 1 3

2 0 2 0 0 0 0 0 1 3

F



C



F



94

let ring

let ring

let ring

TAB

1 1 2 3 0 0 3 1 1 2

2 2 3 3 0 0 3 2 2 3

3 3 3 3 0 0 3 3 3 3

C



Fmaj7



97

let ring

let ring

TAB

3 0 0 3 1 2 0 3 1

3 2 (3) 2 3 (3) 3 (3) 3 1

3 (3) (3) 3 (3) 3 (3) 3 1

G



Cmaj7



100

let ring

let ring

let ring

TAB

3 0 0 0 3 1 0 3 0 0 3 0

0 0 0 0 0 0 0 0 0 0 0 0

3 0 0 0 0 0 0 0 0 0 0 0

103

let ring

(0) 1

let ring

0 0 0 3 0 (0) 1

(2) (0)

(0) (0) (2) (0)

106

let ring

0 1

let ring

3 3 1 0

let ring

0 0 0

0 (2) (0)

2 0

0 1 0

2 0

109

let ring

(0) 0 3

let ring

1 1 2

let ring

3 0 0 3

0 1

3 3 2

3 (3)

112

let ring

1 1 1 3

let ring

3 0 0 3

let ring

1 2 3

3 (3) (2) (3)

3 3

3 (3)

115

let ring

3 4 3 1 1

let ring

(1) 0 2

1 0 1 3

3 2 2

3 3

E7/B



Am7



E7/B



118

let ring - -|

T	0	0	1	0	1	0	0	1
A	0	1	1	1	1	3	0	1
B	2	2	2	2	2	2	2	2

Am7



F



121

let ring - -|

let ring

T	0	1	1	1	1	3	1	1	(1)	2	1	1
A	1	1	1	1	1	2	2	2	3	2	1	1
B	2	2	2	2	2	2	2	2	3	2	2	2

G



124

let ring

T	3	1	1	2	1	3	1	3	0	0	1
A	3	1	1	2	1	3	1	3	0	0	1
B	3	1	1	2	1	3	1	3	0	0	1

127

T	0	1	1	1	1	3	0	0	5	3	1	1	0	3
A	1	1	1	1	1	3	0	0	5	3	1	1	0	3
B	2	2	2	2	2	2	2	2	2	2	2	2	2	2

130

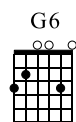
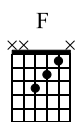
let ring

let ring

TAB

1 2 3 3 2 3 0 3 3 1 1 (1) 2 0 2

3 3 2 3 3 2 3 2 2



133

let ring

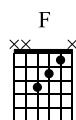
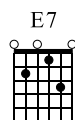
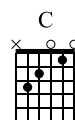
let ring

let ring

TAB

1 0 3 3 1 1 2 2 3 0 3 1

3 3 3 3 2 2 3 2 3



136

let ring

let ring

let ring

TAB

1 1 1 3 0 3 1 1 1 1 1 1

3 2 2 1 1 0 3 2 2 3 2 2

E7sus4addb13



Am7



D7



139

let ring

let ring

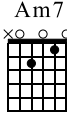
let ring

TAB

1 2 2 0 3 0 0 2 2 2 2 3

2 0 2 2 2 2 2 2 2 2 2 2

Am7



142

let ring

let ring

TAB

3 1 1 2 2 3 0 3 1 1 1 1 1 2 0

145

let ring

let ring


let ring

TAB

5 3 5 0 1 2 3 2 3 1 0 1 1

girlfriend

C



148


let ring

let ring


TAB

(1) 1 0 1 0 1 3 0 0

G6/B



Am7



151

let ring

let ring

let ring

TAB

0 3 0 0 0 0 0 0 0 0 0 0 0 0 0

Fmaj7



G6



C



154

TAB

2	2	3	0	3	0	1	5	1	0
3				0				2	
				3					

G



Am7



157

let ring

TAB

3	0	3	0	3	1	1	3
2				0	2		

Fmaj7



160

let ring

let ring

TAB

3	0	1	1	0	1	(2)	(0)	(2)
2				0				
3				3				

1.

2.

G/B

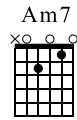


163


let ring

TAB

1	X	X	0	1	0	1	3	3
	X	X						
	X	X					2	



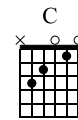
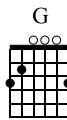
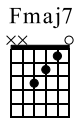
166




let ring

TAB

3	1	0	0	1	3	0
			1	(2)	(0)	(2)
			0			




169



TAB

2	2	3	0	3	1	1	0	1
3				0				
				3			3	2


172



TAB

3	3	3	1	0	0	0
					1	
2					2	0

175



let ring

let ring -----

TAB

3	1	3	2	1	(1)

Fmaj7



C



178

let ring

T	3	2	1	1	1	0	3	1	2	0	1
A											
B											

G/B



181

let ring

T	1	0	3	1	3	5	3	5	3	3
A										
B	3		2	0	0	2	0			

Am7



D7



184

let ring

let ring

T	(3)	5	5	5	3	1	3	0	2
A									
B	0	2							

Fmaj7



E7



187

let ring

T	3	5	3	1	1	3	1	0	0
A									
B									

Am7



D7



Fmaj7



190

let ring

TAB

0 3 0 5 3 3 5 1 1 1 3 3

G



193

let ring

let ring

let ring

TAB

1 0 3 (3) 3 1 1 0 3 2 0

196

let ring

TAB

3 1 0 1 1 0 5 (5) 3 3 2 0 0 3

199

let ring

TAB

5 8 8 5 5 3 1 2 0 0 2

202

let ring

TAB

3 2 0 2 1 3 2 1 0

205

let ring

let ring

T 0 0 3 0 5 3 3 5

A 1 0 0 2 1 2 2

B 2 0 0 2 0 2

208

let ring

let ring -----

T 1 1 3 1 0 1 1 (1)

A 3 3 2 3 1 1

B 3 3 3

ピアノ・レッスン

211

T 0 3 1 0 1

A

B